



**1.0 Rules**

Racing will take place under the current Racing Rules of Sailing (RRS), the Prescriptions of the RYA, the Notice of Race, and these Sailing Instructions. If there is conflict between the Notice of Race and the Sailing Instructions, then these Sailing Instructions shall prevail.

**2.0 Notices to competitors**

Notices to competitors will be posted on the official notice boards or on the white board located in the wet bar.

**3.0 Changes to Sailing Instructions**

Any change to the sailing instructions will be posted before 1000 on the day it will take effect, except that any change to the schedule of races will be posted by 2000 on the day before it will take effect.

**4.0 Signals made ashore**

4.1 Signals made ashore will be displayed on the flag staff located at the South end of the clubhouse.

4.2 When flag AP is displayed ashore, "1 minute" is replaced by "not less than 30 minutes". This changes **AP** in Race Signals.

**5.0 Schedule of races**

5.1 It is intended that 2 races will be sailed on each day, 2 back to back, but the Race Committee may in its absolute discretion sail fewer or more races on any day. If more than two races are sailed on one day only the first two races will count to a boat's series score.

5.2 The scheduled time of the warning signal for the first race on each day will be not before 10:27 hrs.

**6.0 Starts/Class/Start Flags**

6.1 The starts, classes, and start flags are set out in Appendix 1. The Race Officer may alter the sequence of starts at his discretion by changing the order he displays the flags.

6.2 The Race Committee may allocate any other class to a particular start.

**7.0 The courses**

7.1 No later than the warning signal the race committee will designate the course by displaying one of the Naval Numeral Flags 1 to 6 with or without a green flag to indicate the rounding direction.

7.2 The course diagrams corresponding to these flags are shown in Appendix 2. They show the courses, the order in which the marks are to be passed, and the side on which each mark is to be left.

**8.0 Marks**

8.1 Course marks will be either blue, orange or yellow cylindrical buoys.

8.2 The outer start and finishing marks will be upright bright orange pillar buoys without a flag.

8.3 The approximate positions of the marks and the start/finishing lines are illustrated in Appendix 2.

**9.0 The start**

9.1 Races will be started at 3 minute intervals. This changes RRS Rule 26. The warning

- signal for the start of a fleet will be the raising of the fleet flag as in Appendix 1. The two minute or preparatory signal for the start of the class will be the raising of flags P or I or Z or U or the Black Flag and the one minute signal for the start of a fleet will be the removal of the preparatory signal. The starting signal for a fleet will be the removal of the fleet flag.
- 9.2 The starting line will be between a staff displaying an orange flag on the race committee vessel and the course side of the starting mark.
- 9.3 If a postponement flag is not used the Race Officer shall provide additional warning of the start by raising the orange, "on station at the start" flag, with a sound signal, not less than one minute before raising the first class flag. If the postponement flag is used the orange flag may be hoisted at any time after the course is set without a sound signal.
- 9.4 The Race Officer may alter the sequence, defined in Appendix 1, in which fleets are started in order to reduce waiting times.
- 9.5 If there is a general recall during a sequence of starts, the recalled fleet may be restarted at any point in the start sequence. Flag First Substitute will be lowered at least 30 seconds before the next start without a sound signal. This changes Rule 29.2 and Race Signals.
- 9.6 A boat starting later than three minutes after her starting signal shall be scored "Did Not Start" without a hearing. This changes rules A4 & A5.
- 9.7 A boat whose warning signal has not been made shall keep clear of the starting area. A breach of this instruction may lead to a protest by the Race Committee. The outcome of the hearing may be disqualification.
- 10.0 Spare**
- 11.0 The finish**
- 11.1 The finishing line will be between a staff displaying a blue flag aboard the finishing vessel and the outer finishing mark.
- 11.2 When a race committee boat, that is on station at the finishing line, displays flag S (with two sound signals) as the leading boat is approaching the leeward rounding mark, the course is shortened and boats shall leave the rounding mark on its required side and sail directly to the finish line.
- 12.0 Penalty system**
- 12.1 For boats in the Flying Fifteen and Catamaran Starts rule 44.1 is changed so that only a one turn penalty is required.
- 13.0 Time limits**
- 13.1 If no boat of a start has passed Mark 1 within 30 minutes of its starting signal the race for that start may be abandoned.
- 13.2 Boats failing to finish within 20 minutes after the first boat in their respective class may be scored Did Not Finish. This changes rule 35.
- 14.0 Protests and requests for redress**
- 14.1 Protest forms are available from the race office. Protests shall be delivered there within the protest time limit.
- 14.2 For all starts, the protest time limit is 60 minutes after the last boat has finished the last race of the day.
- 14.3 Notices will be posted within 30 minutes of the protest time limit to inform competitors of hearings in which they are parties or named as witnesses.
- 14.4 Notices of protests by the race committee or protest committee will be posted on the Official Notice Board to inform boats under rule 61.1(b).
- 14.5 Breaches of instructions 9.7, 16, and 21, will not be grounds for a protest by a boat. This changes rule 61(a). Penalties for these breaches may be less than disqualification if the protest committee so decides.
- 14.6 The Exoneration Penalty and the Advisory Hearing and RYA Arbitration of the RYA Rules Disputes Procedures will be available. Decisions from RYA Arbitration can be referred to a protest committee but cannot be reopened or appealed. See the Official Notice Board for details.

## **15.0 Scoring**

- 15.1 The scoring system is as laid out in Appendix A9 Race Scores in a Series longer than a Regatta
- 15.2 2 races are required to be completed to constitute a series.
- 15.3 Each boat's series score shall be the total of her race scores excluding the worst 50% -1.
- 15.4 Members of Datchet Water Sailing Club who undertake a club duty will be awarded average points of all races they started for the race or races they missed because of the club duty. This will be indicated by scoring code OOD in the published results.
- 15.5 Points for race ties will not be divided. This changes Appendix A7.
- 15.6 The RYA Portsmouth Yardstick Scheme and Portsmouth Numbers as set out in the current YR2 will normally be used.
- 15.7 For catamarans, the ISAF Small Catamaran Handicap Rating System (SCHRS) will be used. The values will normally be as published on the ISAF SCHRS web site ([www.schrs.com](http://www.schrs.com)). The SCHRS may be converted to PY values using the conversion factor published on the website, in order to simplify race scoring.
- 15.8 The race committee may, in their absolute discretion:
  - Vary any handicap rating;
  - Allocate a rating to any class not listed in YR2 or SCHR system.
- 15.9 Competitors sailing catamarans shall declare the SCHRS value under which they propose to race on the race declaration form on each day of racing.
- 15.10 Members of Datchet Water Sailing Club who are competing in sailing events advertised on their relevant class association web-site which makes it impossible for them to sail in a race at DWSC may claim average points for that race/day's races by following the procedures laid out in Appendix 3. Failure to follow the procedures exactly and completely will mean that no average points are awarded.

## **16.0 Safety regulations**

- 16.1 All boats shall give way to patrol boats and race management craft at all times.
- 16.2 A boat shall not interfere with nor try to pass between a patrol boat and a boat that is capsized or otherwise needing assistance or persons in the water. Sailors racing and contravening this requirement may be disqualified without a hearing. This changes rule Rule 63.1.
- 16.3 All competitors must wear adequate personal flotation devices at all times while racing. Neither a wetsuit nor a drysuit constitutes adequate personal flotation devices. In addition wetsuits or drysuits shall be worn by all competitors while racing between 1st November and 30th April. This changes Rule 40.
- 16.4 Competitors shall at all times comply with the safety regulations which are the same as those for all sailors, are posted permanently on the club sailing notice board and are deemed to be incorporated herein.

## **17.0 Equipment Inspection or measurement checks**

A boat or equipment may be inspected at any time for compliance with the class rules and sailing instructions. On the water, a boat can be instructed by a race committee measurer to proceed immediately to a designated area for inspection.

## **18.0 Official boats**

Official boats will not be marked.

## **19.0 Radio communication**

A boat shall neither make radio transmissions while racing nor receive radio communications not available to all boats. This restriction also applies to mobile phones.

## **20.0 Prizes**






Prizes will be awarded as set out in the Notice of Race.

## **21. Responsibility and Disclaimer**

- 21.1 A boat is entirely responsible for her own safety, whether afloat or ashore, and nothing, whether in the Notice of Race or Sailing Instructions or anywhere else, reduces this


- responsibility.
- 21.2 It is for the boat to decide whether she is fit to sail in the conditions in which she will find herself. By launching or going afloat, the boat confirms that she is fit for those conditions and her crew is competent to sail and compete in them.
- 21.3 The boat is required to hold adequate insurance and in particular to hold insurance against third party claims in the sum of at least £2,000,000.
- 21.4 Nothing done by the organisers can reduce the responsibility of the boat nor will it make the organisers responsible for any loss, damage, death or personal injury, however it may have occurred, as a result of the boat taking part in the racing. The organisers encompass everyone helping to run the race and the event, and include the organising authority, the race committee, the race officer, patrol boats and beachmasters.
- 21.5 The provision of patrol boats does not relieve the boat of her responsibilities.
- 21.6 The fact that the race committee conducts inspections of a boat does not reduce the responsibilities of the boat set out in this paragraph.

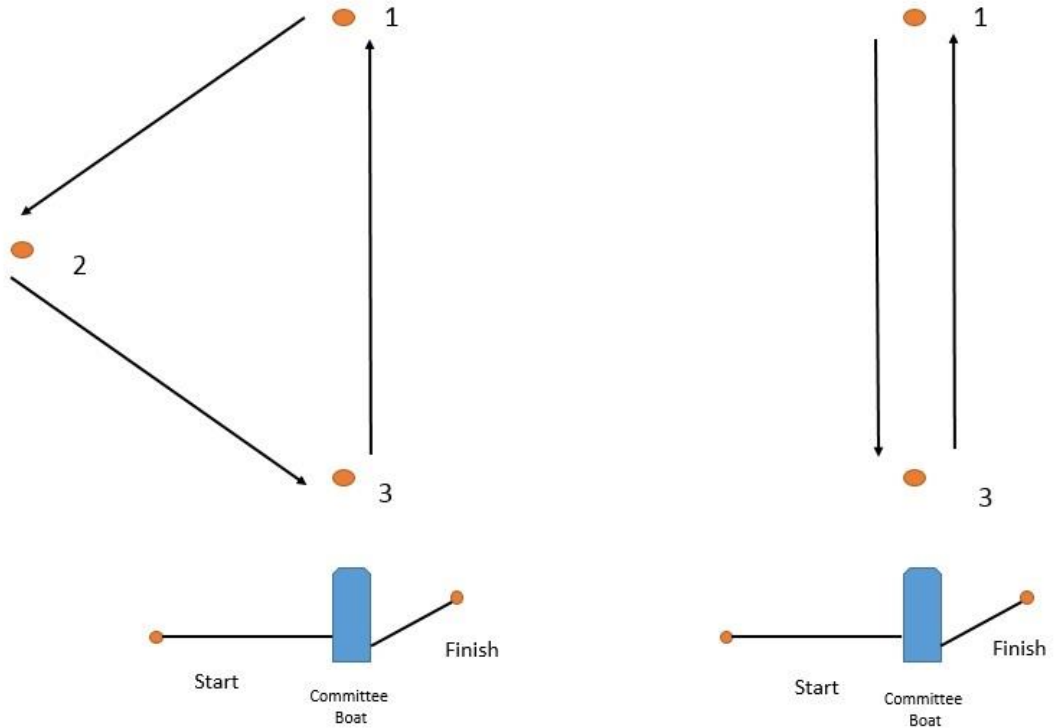
### Sailing Instructions Appendix 1 Definition of Starts, Fleets and Divisions

Start	Fleet	Division		Start Flag (Numeral)	
1	Flying Fifteen			2	
2	Laser & Fast Handicap		Laser, Laser Radial Dinghy's with a PY less than 1113 and a symmetric spinnaker or no spinnaker (e.g. Wayfarer, Fireball & Contender)	1	
	Youth & Slow Handicap		Youth Classes and Dinghy's with a PY greater than 1107 (e.g. Topper, Vibe, RS Feva, Laser 4.7, Topper Topaz)	3	
3	Asymmetric	Fast	Asymmetric Dinghies with a PY of less than 903 (e.g. RS800, 49er, Musto Skiff, 505)	4	
		Slow	Asymmetric Dinghies with a PY of more than 904 (e.g. RS100, RS500, 29er, RS200, Topper Xenon)		
4	Catamaran	Fast	SCHRS 1.18 and Below (e.g. F16, Hurricane, Tornado)	5	
		Slow	SCHRS 1.181 and Above (e.g. Dart 18, Topaz CX 16)		




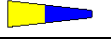


## Sailing Instructions Appendix 2 Courses

### Course 1

If Naval Numeral Flag 1  is flown the course configuration and order of rounding marks will be as shown below.



Approximate Positions of Start & Finish Lines and Marks

		Lap 1	Lap 2	Lap 3	Lap 4
Start 1 and 2 Fleets	 	Start, 1p,2p,3p	1p, 3p	1p,2p,3p, Finish	
Start 1 Youth Fleet		Start, 1p,2p,3p	1p,2p,3p, Finish		
Start 3 and 4 "Slow" Divisions	 	Start, 1p, 3p	1p,3p	1p,3p, Finish	
Start 3 and 4 "Fast" Divisions	 	Start, 1p, 3p	1p,3p	1p,3p	1p,3p, Finish



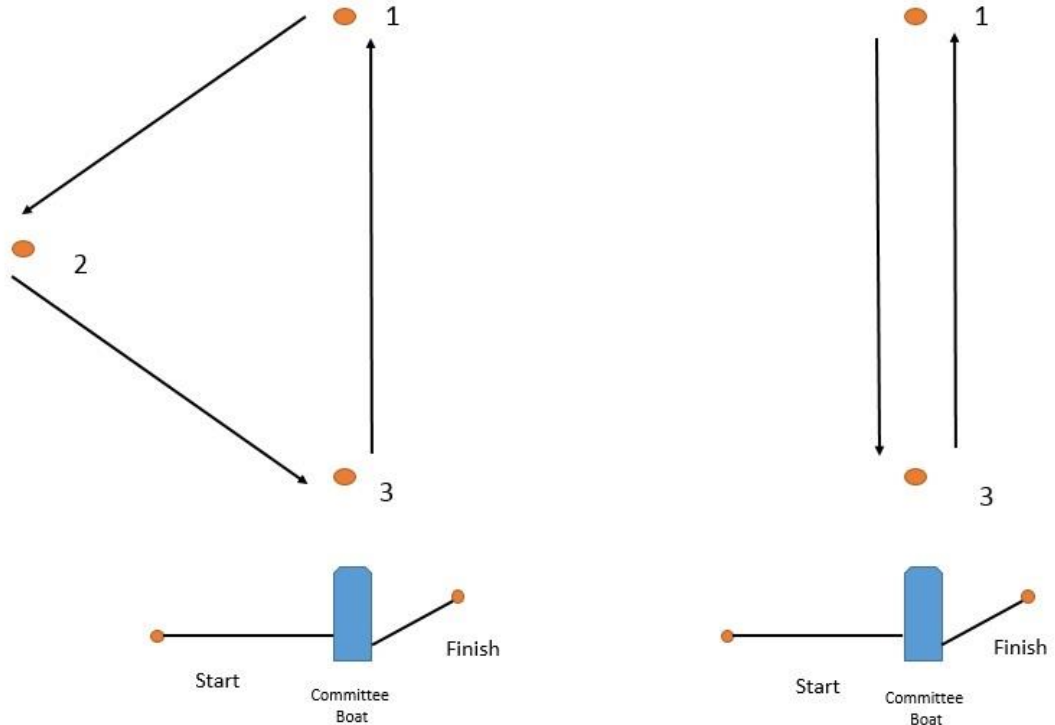
If a green flag is flown below the Numeral 1 Flag mark 2 will be placed to starboard of marks 1 and 3 and all fleets must leave all rounding marks to Starboard. The positions of the start and finish lines will also be reversed, i.e. the Start line will be to starboard of the committee boat and the finish line will be to port.




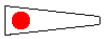





## Course 2




If Naval Numerical Flag 2 is flown above the Juliet Flag the course configuration and order of rounding marks will be as shown below.




### Approximate Positions of Start & Finish Lines and Marks

		Lap 1	Lap 2	Lap 3	Lap 4	Lap 5
Start 1 and 2 Fleets	 	Start, 1p, 3p	1p,2p,3p	1p, 3p	1p,2p,3p, Finish	
Start 1 Youth Fleet		Start, 1p,2p,3p	1p,2p,3p, Finish			
Start 3 and 4 "Slow" Divisions	 	Start, 1p, 3p	1p,3p	1p,3p	1p,3p, Finish	
Start 3 and 4 "Fast" Divisions	 	Start, 1p, 3p	1p,3p	1p,3p	1p,3p	1p,3p, Finish

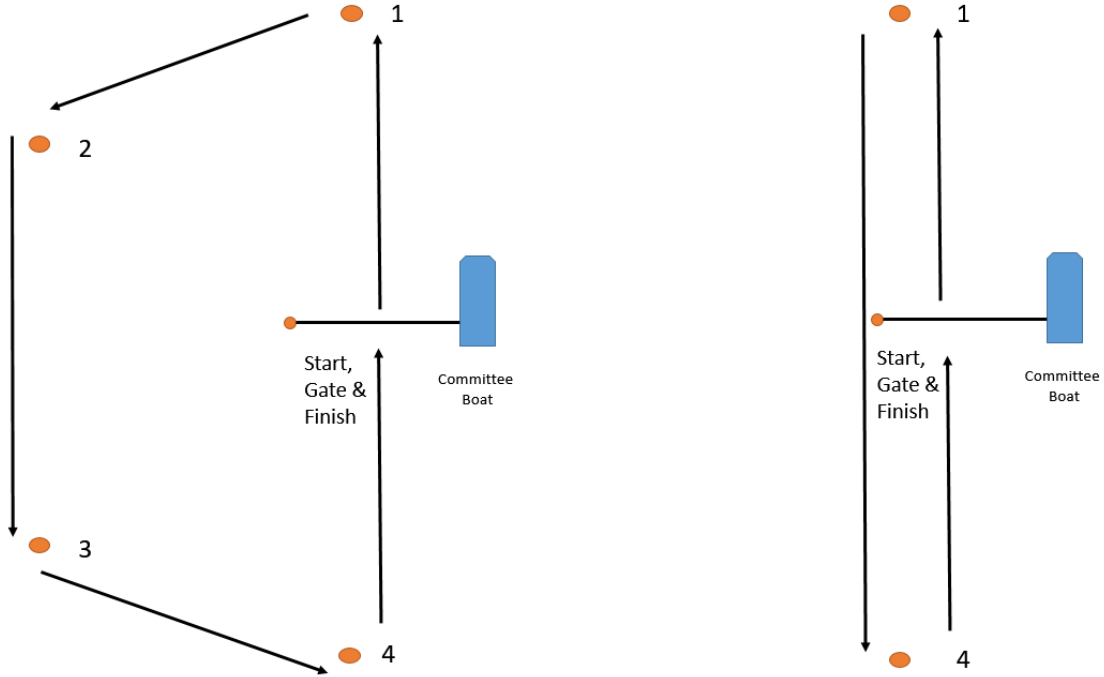


If a green flag is flown below the Numerical 2 Flag mark 2 will be placed to starboard of marks 1 and 3 and all fleets must leave all rounding marks to Starboard. The positions of the start and finish lines will also be reversed, i.e. the Start line will be to starboard of the committee boat and the finish line will be to port.


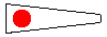



**Course 3**



If Naval Numeral Flag 3 is flown the course configuration and order of rounding marks will be as shown below.



Approximate Positions of Start & Finish Lines and Marks

		Lap 1	Lap 2	
Start 1 and 2 Fleets	  	Start, 1p, 2p, 3p, 4p,	Gate, 1p, 2p, 3p, 4p,	...and all subsequent laps until the finish is signalled. The race will be finished when the Shorten Course Symbol is flown.
Start 3 and 4 Fleets	 	Start, 1p, 4p,	Gate, 1p, 4p,	

Boats may not cross the Start/Finish/Gate line when sailing between marks 3 and 4 or between marks 1 and 4.



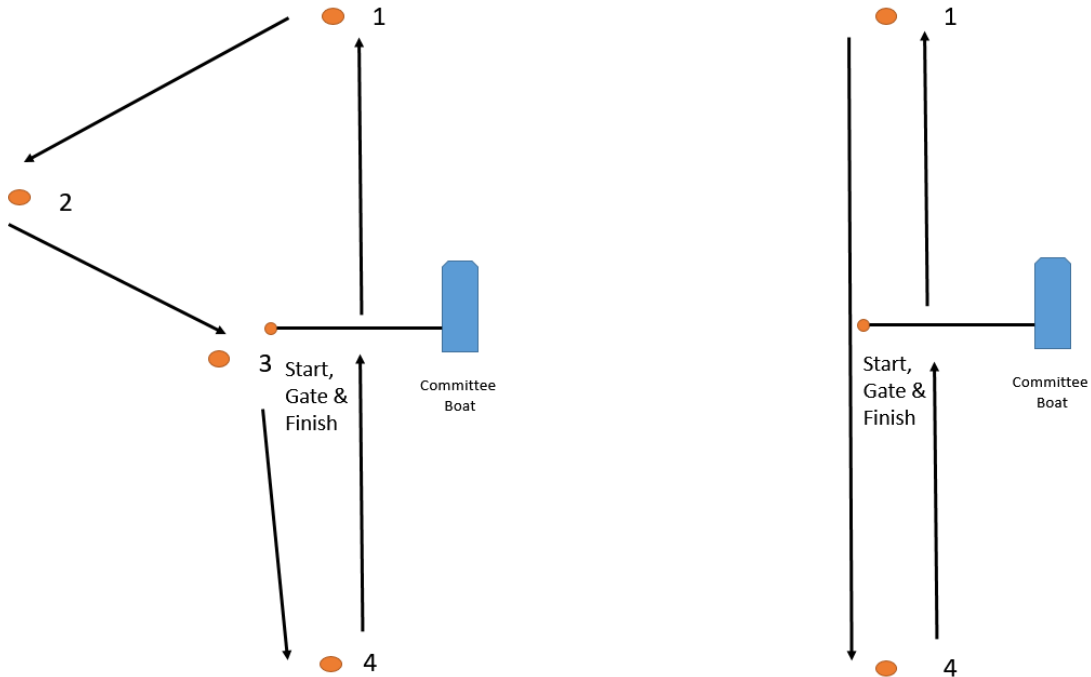
If a green flag is flown below the Numeral 3 Flag marks 2 and 3 will be placed to starboard of marks 1 and 4 and all fleets must leave all rounding marks to Starboard.




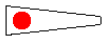



## Course 4



If Naval Numeral Flag 4 is flown the course configuration and order of rounding marks will be as shown below.



Approximate Positions of Start & Finish Lines

		Lap 1	Lap 2	
Start 1 and 2 Fleets	  	Start, 1p,2p,3s,4p,	Gate,1p,2p,3s,4p,	.. and all subsequent laps until the finish is signalled. The race will be finished when the Shorten Course Symbol is hoisted.
Start 3 and 4 Fleets	 	Start, 1p, 4p,	Gate,1p,4p,	


Boats may not cross the Start/Finish/Gate line when sailing between marks 3 and 4 or between marks 1 and 4.



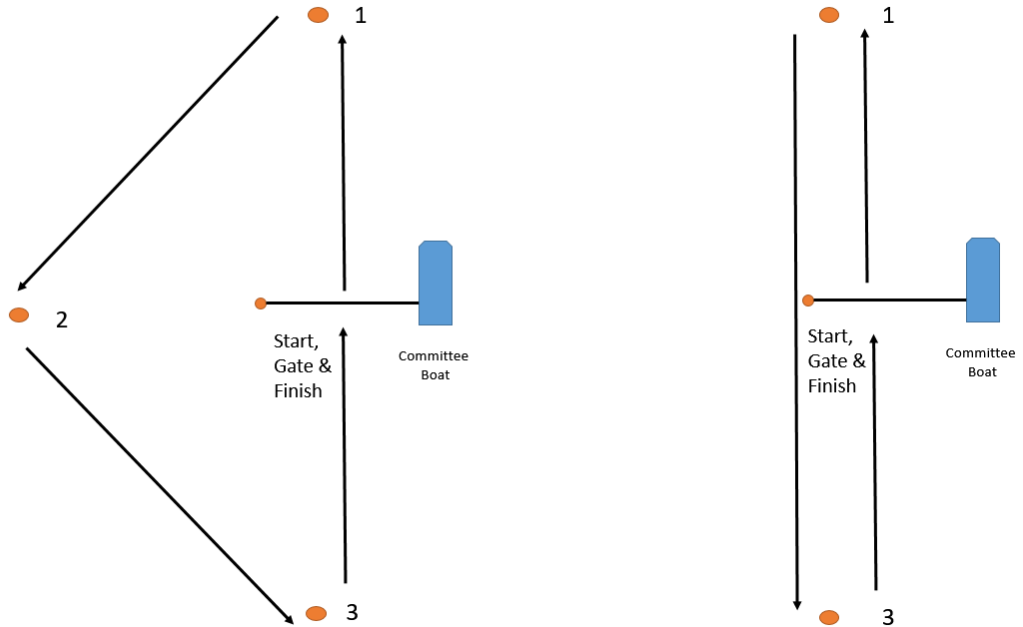
If a green flag is flown below the Numeral 4 Flag marks 2 and 3 will be placed to starboard of marks 1 and 4 and all fleets must leave marks to the opposite side to that defined in the table above.



**Course 5**




If Naval Numeral Flag 5 is flown the course configuration and order of rounding marks will be as shown below.



Approximate Positions of Start & Finish Lines and Rounding Marks

		Lap 1	Lap 2	
Start 1 and 2 Fleets	  	Start, 1p, 2p, 3p,	Gate, 1p, 2p, 3p,	...and all subsequent laps until the finish is signalled. The race will be finished when the Shorten Course Symbol is hoisted.
Start 3 and 4 Fleets	 	Start, 1p, 3p,	Gate, 1p, 3p,	


Boats may not cross the Start/Finish/Gate line when sailing between marks 2 and 3 or between marks 1 and 3.



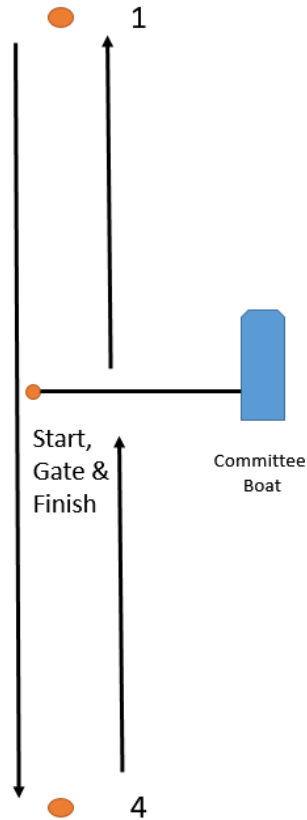
If a green flag is flown below the Numeral 5 Flag mark 2 will be placed to starboard of marks 1 and 3 and all fleets must leave all rounding marks to Starboard.



**Course 6**



If Naval Numeral Flag 6 is flown the course configuration and order of rounding marks will be as shown below.



Approximate Positions of Start & Finish Lines and Rounding Marks

		Lap 1	Lap 2	
All Fleets		Start, 1p, 2p,	Gate, 1p, 2p,	...and all subsequent laps until the finish is signalled. The race will be finished when the Shorten Course Symbol is hoisted.

Boats may not cross the Start/Finish/Gate line when sailing between marks 2 and 3 or between marks 1 and 2.

## Appendix 3

### **Average Points**

Datchet Water Sailing Club Members who are representing DWSC at a sailing event advertised on their relevant Class Association (the class association of the boat they are competing with at DWSC) calendar, may claim average points towards the relevant DWSC series provided that:

1. They are the helm of both the boat at the event and the helm of the boat at DWSC.
2. By sailing in the event, sailing at DWSC was made impossible.
3. At least 8 races have been sailed at DWSC (in the relevant series).
4. No more than 25% of race results in the DWSC series are made up of average points (i.e. if a competitor has sailed 20 races at DWSC he/ she can claim up to a further 5 races as average points if attending events away from DWSC).
5. A claim for an average points result is made by e-mailing [results@dwsc.co.uk](mailto:results@dwsc.co.uk) after the relevant sailing event is completed. This e-mail should include details of the event attended; the sail number used in the current series at DWSC and, where possible, a link to a website showing the results of the event.
6. Any claim must be received within two days of the completion of the relevant series at DWSC.